

Corneal Topography

Patient:

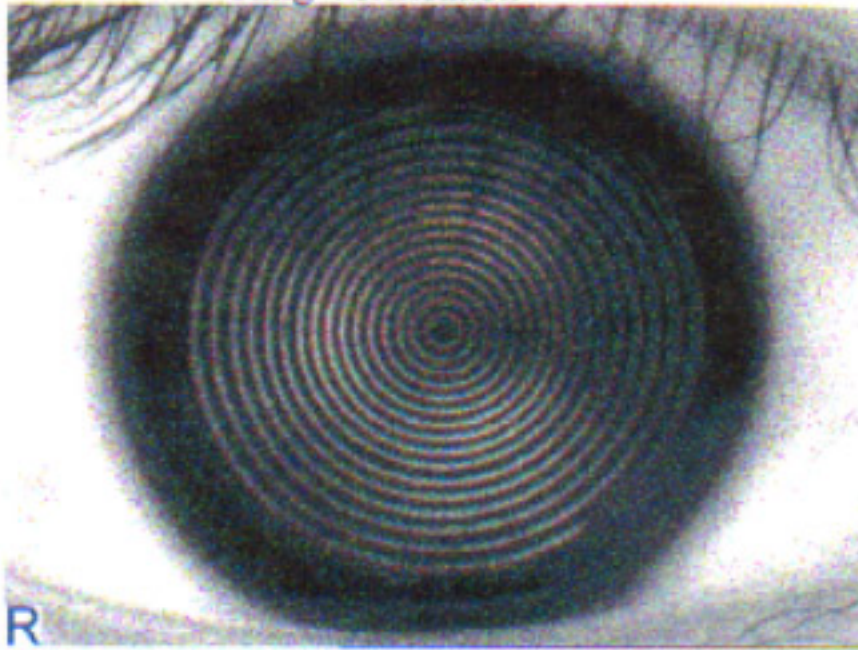
Name: Yeo, Leonard

ID: 22

Exam Date: 17-Apr-99

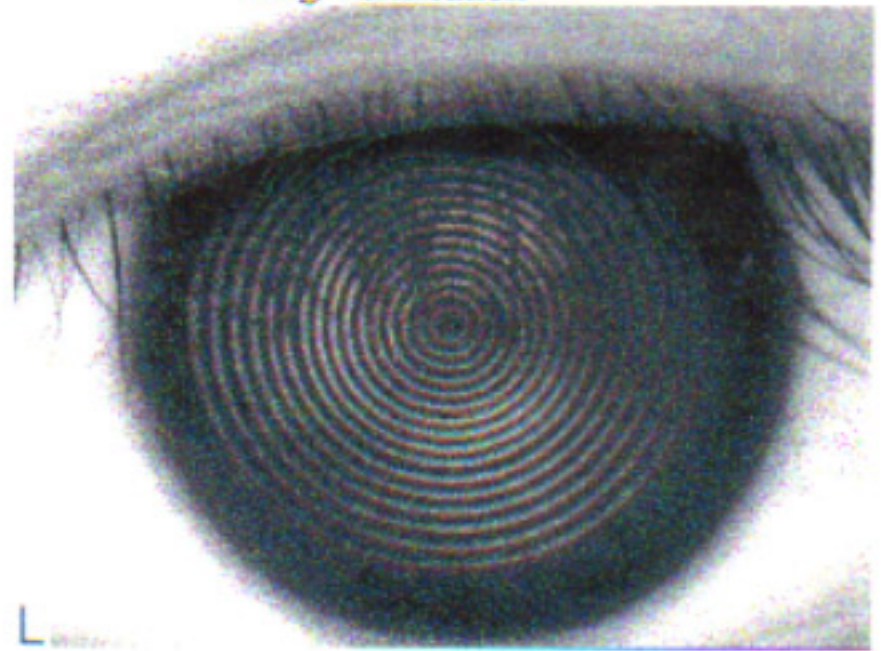
Eye: Both

Ring Verification




R

Ring Verification




L

Axial Radius



R

Axial Radius



Right Eye

Focus Offset: -0.29mm

Axial Offset: 0.14mm

: -0.08mm

Keratometer

Major: 41.37D @91°

Minor: 39.87D @1°

Astig: 1.50D

Eccen: 0.35 @1°

Exam Number: 1

Exam Time: 06:42

Fixation: Center

Calibration Date: 12-Apr-99

Sphere 1: 35.44D (0.034)

Sphere 2: 42.49D (0.067)

Sphere 3: 53.15D (0.025)

Unit S/N: 2851

Examiner: VISITECH PTE, LTD.

Left Eye

Focus Offset: 0.19mm

Axial Offset: 0.11mm

: 0.03mm

Pupil

Size: 2.59mm

Position: 0.40mm

: 299°

Kappa: 4.6°

Keratometer

Major: 40.75D @84°

Minor: 39.62D @174°

Astig: 1.12D

Eccen: 0.40 @174°